











Kit # 10
ThreaDelight Polyester Machine Embroidery Thread
CONVERSION CHART to
Pantone, R-A Poly, R-A Rayon, Sulky and Madeira

	Color	#	Name	Pantone	R-A Poly	R-A Rayon	Sulky	Madeira
1		651	Electric Blue LT	2995	---	2389	1094	2025
2		652	Electric Blue MD	7461	---	2388	1252	---
3		653	Caribbean Blue	641	5689	2737	---	---
4		645	Light Sky Blue	304	---	2531	1204	1089
5		665	Bright Turquoise LT	311	---	---	1095	2030
6		666	Bright Turquoise	312	---	2307	1560	365
7		667	Bright Turquoise DK	313	9060	---	---	1294
8		668	Teal Green LT	563	---	---	---	---
9		669	Teal green MD	327	5745	2445	1551	1284
10		670	Teal Green DK	329	5809	2391	1230	1370

Numbers of exactly matching thread colors are marked in black. Ones that have a close match are marked in red, and ones that have no closely matching color in specific palette, have " --- " in their table cell.

Due to differences between computer monitors, video cards and printers, color swatches displayed in this thread chart may look a little different on various screens or printouts. Please be aware that actual thread colors may look not exactly like the pictures you see on computer screens, or on printouts.

Visit us online:

<http://www.abc-embroidery-designs.com>

<http://www.abc-cross-stitch-patterns.com>

Or email us:

support@abc-embroidery-designs.com

Anna Bove Collections, Inc
 Copyright © 2006 All rights reserved